

AM. 6.

NO.OF OPD (Out PATIENT DEPARTMENT) Patient in the year 2022

Sr. No.	Name Of The Department	Jan	Feb	Mar	Apri	May	Jun	July	Aug	Sept	Oct	Nov	Dec	Dept Total
1	Kayachikista	1412	1445	1548	1346	1412	1425	1466	1238	1323	1161	1270	1207	16253
2	Panch karma	734	749	840	776	677	730	664	627	657	566	572	587	8179
3	Shalya	847	902	920	799	952	1057	925	931	892	793	900	925	10843
4	Shalakyā Netra	120	107	233	306	327	347	349	315	314	276	280	286	3260
5	Shalakyā Mukh, Nasa & Dant	547	588	528	376	387	397	364	347	346	298	334	324	4836
6	Prasuti & Stri Roga	922	950	1058	1008	1126	1150	1110	992	1060	874	1040	1097	12387
7	Kumar Bhartiya, Bal Roga	465	472	524	593	565	557	584	455	495	457	469	517	6153
8	Swastha Vritta & Yoga	358	372	370	215	174	141	148	142	135	96	125	126	2402
9	Aatyaika (Casulty)	96	102	104	135	149	160	126	166	142	112	158	144	1594
	Month Total	5501	5687	6125	5554	5769	5964	5736	5213	5364	4633	5148	5213	65907
	Grand Total													65907




Superintendent
Matoshri Aarabai Darade
Ayurved Hospital, Behnugaon
Tal-Yeola Dist. Washik

NO.OF IPD (IN PATIENT DEPARTMENT) Patient in the year 2022

Sr. No.	Name Of The Department	Jan	Feb	Mar	Apr	May	Jun	Jully	Aug	Sept	Oct	Nov	Dec	Dept Total
1	Kayachikista (Rasayan & Manasroga Etc) Kayachikista	94	74	77	74	69	84	69	50	75	81	91	102	940
2	Kayachikista (Rasayan & Manasroga Etc) Panchakarma	60	53	50	25	27	35	38	31	38	41	44	39	481
3	Shalya	101	90	96	57	62	76	75	73	80	94	91	93	988
4	Shalakyia	35	30	30	9	16	22	25	23	25	28	19	26	288
5	Prasuti & Stri Roga	158	144	154	107	114	108	123	125	130	118	138	146	1565
6	Kumar Bhartiya Bal Roga	35	28	29	16	15	25	23	23	23	26	24	27	294
	Month Total	483	419	436	288	303	350	353	325	371	388	407	433	4556
	Grand Total	4556												





Superintendent
Matoshri Asarabai Darade
Ayurved Hospital, Babhulgaon
Tal-Yeola Dist-Nashik

Details of Total Bed Days Occupied in the Year - 2022

Sr. No.	Name Of The Department	Jan	Feb	Mar	Apr	May	Jun	Jully	Aug	Sept	Oct	Nov	Dec	Dept Total
1	Kayachikitsta (rasayan & Manasrog Etc	638	519	535	700	761	611	501	408	485	510	539	602	6809
2	Pancha Karma	401	366	339	263	293	277	278	279	277	264	289	272	3598
3	Shalya	688	615	682	574	602	587	582	589	577	577	578	605	7256
4	Shalakya	208	186	212	117	148	151	156	155	141	155	97	137	1863
5	Prasuti & Stri Roga	748	716	760	557	590	543	583	599	562	561	563	592	7374
6	Kumar Bhartiys Bal Roga	194	176	193	144	168	132	163	157	147	141	124	162	1901
	Month Total	2877	2578	2721	2355	2562	2301	2263	2187	2189	2208	2190	2370	28801
	Grand Total	28801 = 53.31%												




Superintendent
Matoshri Asarabai Darade
Ayurved Hospital, Babhulgaon
Tal-Yeola Dist-Nashik

Total No Of Hematological Tests : 10007
 Total No Of Bio-Chemical Tests : 5326
 Total No Of Serological Tests : 5560
 Total No Of Microbiological Tests : 5125
 Total No Of investigation Done in The Last Calendar Year : 26018

Deatails Of Karmas Carried Out In The Year 2022			
Sr. No.	Karmas Carried Out	From OPD	From IPD
1	Snehan	5485	8965
2	Swedan	6483	11380
3	Vaman	577	38
4	Virechan	642	988
5	Basti	2139	4413
6	Nasya	855	713
7	Rakthmokshan	856	93
8	Shirodhara	377	49
9	Shirobasti	307	861
10	Other Karmas	5495	5171

Details Of Medical Campus Conducted in the Last Calendar Year 2022 :

Total No Of Deliveries Performed In The Last Clendar Year 2022 : 863


Total No Of Operations Done In Last Calendar 2022 : 920

Total No Of Patients Treate By Ksharsutra Applications In The Last Calendar Year : 141

Total No Of X-Ray 2022 : 1320

Total No Of ECG : 684




 Superintendent
 Matoshri Parash Parade
 Ayurved Hospital, Chhuigaon
 Tal-Yeola Dist-Nashik